

eCryptfs v0.2 Design Document

Michael A. Halcrow

August 25, 2006

Contents

1	Introduction	1
2	Threat Model	1
3	Functional Overview	2
3.1	VFS Objects	2
3.2	VFS Operations	3
3.2.1	Mount	3
3.2.2	File Open	3
3.2.3	Page Read	5
3.2.4	Page Write	5
3.2.5	File Truncation	5
3.2.6	File Close	5
4	Cryptographic Properties	6
4.1	Key Management	6
4.1.1	Passphrase Authentication Tokens	7
4.1.2	Public Key Authentication Tokens	8
4.2	Cryptographic Confidentiality Enforcement	8
4.3	File Format	10
4.3.1	Marker	12
4.4	Kernel-userspace Communication Protocol	12
4.5	Deployment Considerations	13
4.6	Cryptographic Summary	13

1 Introduction

This document details the design for eCryptfs¹. eCryptfs is a POSIX-compliant enterprise-class stacked cryptographic filesystem for Linux. It is derived from Erez Zadok's Cryptfs, implemented through the FiST framework for generating stacked filesystems. eCryptfs stores cryptographic metadata in the header of

¹To obtain eCryptfs, visit <http://ecryptfs.sf.net>

each file written, so that encrypted files can be copied between hosts; the file will be decryptable with the proper key, and there is no need to keep track of any additional information aside from what is already in the encrypted file itself.

eCryptfs is currently a native Linux filesystem included in the Linux -mm tree (starting from 2.6.17). Mounting eCryptfs requires userspace helper applications to perform some key management tasks; the userspace components can be obtained from the eCryptfs project web site.

The developers are implementing eCryptfs features on a staged basis. The first stage (version 0.1) included mount-wide passphrase support and data confidentiality enforcement. The second stage (version 0.2) includes mount-wide public key support and data integrity verification. The third stage (version 0.3) will include per-file policy support. This document provides a technical description of the eCryptfs filesystem release version 0.2.

Michael Halcrow has published two papers covering eCryptfs at the Ottawa Linux Symposium (2004 and 2005)². These papers provide a high-level overview of eCryptfs, along with extensive discussion of various topics relating to filesystem security in Linux.

2 Threat Model

eCryptfs protects data confidentiality in the event that an unauthorized agent gains access to the data in a context that is outside the control of a trusted host operating environment. Either a secret passphrase or the private component of a public/private keypair predicates access to the unencrypted contents of each individual file object. An agent without the passphrase secret or private component of the public/private keypair associated with any given file (see Section 4.1) should not be able to discern any strategic information about the contents of any given encrypted file, aside from what can be deduced from the file name, the file size, or other metadata associated with the file. It should be about as difficult to attack an encrypted eCryptfs file as it is to attack a file encrypted by GnuPG (using the same cipher, key, etc.).

No intermediate state of the file on disk should be more easily attacked than the final state of the file on disk. In the event of a system error or power failure during an eCryptfs operation, no partially written content should weaken the file's confidentiality, and the file's integrity should still be verifiable. Attackers should not be able to detect via a watermarking attack whether an eCryptfs user is storing any particular plaintext. We assume that an attacker potentially has access to every intermediate state of an encrypted file on secondary storage.

eCryptfs offers no additional access control functions other than what is already implementable via standard POSIX file permissions, Mandatory Access Control mechanisms (i.e., SE Linux), and so forth.

eCryptfs provides data integrity verification in the event that an unauthorized agent gains the ability to modify data in a context that is outside the

²See <http://www.linuxsymposium.org/2006/proceedings.php>. The eCryptfs paper is on page 209 of the first of the two halves of the proceedings document.

control of a trusted host operating environment. Once the data has returned to a trusted host operating environment, the user can verify that the file has not been modified by an agent that does not possess at least one secret value necessary to access the decrypted file contents. A user can also verify that a file’s content was generated by a particular individual with a given private key.

3 Functional Overview

eCryptfs is a stacked filesystem that is implemented natively in the Linux kernel VFS. Since eCryptfs is stacked, it does not write directly into a block device. Instead, it mounts on top of a directory in a *lower* filesystem. Most any POSIX-compliant filesystem can act as a lower filesystem; EXT2, EXT3, and JFS are known to work with eCryptfs. Objects in the eCryptfs filesystem, including *inode*, *dentry*, and *file* objects, correlate in a one-to-one basis with the objects in the lower filesystem.

eCryptfs is derived from Cryptfs[2], which is part of the FiST framework developed and maintained by Erez Zadok[3].

3.1 VFS Objects

eCryptfs maintains the reference between the objects in the eCryptfs filesystem and the objects in the lower filesystem. The references to the lower filesystem objects are maintained from eCryptfs via (1) the file object’s *private_data* pointer, (2) the inode object’s *u.generic_ip* pointer, (3) the dentry object’s *d_fsdata* pointer, and (4) the superblock object’s *s_fs_info* pointer. The pointers for the eCryptfs dentry, file, and superblock objects only reference the corresponding lower filesystem objects.

The inode *u.generic_ip* pointer references a data structure that contains state information for cryptographic operations and a reference to the lower inode object. The *ecryptfs_crypt_stat* structure is the inode cryptographic state structure; the contents of this struct are given in Figure 1. eCryptfs fills in the *ecryptfs_crypt_stat* struct from information stored in the header region of the lower file (for existing files) or from the mount-wide policy (for newly created files).

3.2 VFS Operations

3.2.1 Mount

At mount time, a helper application generates an authentication token correlating either with a passphrase or with a public/private keypair, depending on options passed by the user. eCryptfs uses the keyring support in the Linux kernel to store the authentication token in the user’s eCryptfs keyring. A mount parameter contains the identifier for this authentication token. eCryptfs retrieves the authentication token from the eCryptfs keyring using this identifier. It then uses the contents of the authentication token to set up the cryptographic

context for newly created files. It also uses the contents of the authentication token to access the contents of previously created files.

3.2.2 File Open

The file format for the lower file is covered in this paper in Section 4.3.

When an existing file is opened in eCryptfs, eCryptfs opens the lower file and reads in the header. The existence of an eCryptfs marker is verified, the flags are parsed, and then the packet set is parsed.

Each packet in the packet set is matched (via the identifier) against an existing authentication token from the user's eCryptfs keyring. As soon as eCryptfs finds a matching instantiated authentication token, it uses that token to decrypt the encrypted file encryption key. If the token is a passphrase token, eCryptfs generates the key that encrypts the file encryption key via the S2K mechanism described in Section 3.6 of RFC 2440[1]. If the token is a public key token, eCryptfs passes the encrypted file encryption key out to the eCryptfs userspace daemon (See Section 4.4), which utilizes PKI subsystem to attempt to decrypt the file encryption key. If eCryptfs cannot succeed in decrypting the encrypted file encryption key, the open fails with a -EIO error code.

The header region may also contain root HMAC data packets and digital signature packets. If an HMAC data packet is found, eCryptfs associates the HMAC tree with the inode. If a digital signature packet is found, eCryptfs verifies that signature against the root HMAC node of the HMAC tree before continuing. If the signature cannot be verified, eCryptfs returns -EIO on the open request.

eCryptfs generates a root initialization vector by taking the MD5 sum of the file encryption key; the root IV is the first N bytes of that MD5 sum, where N is the number of bytes constituting an initialization vector for the cipher being used for the file.

While processing the header information, eCryptfs modifies the *ecryptfs_crypt_stat* struct associated with the eCryptfs inode object. The modifications to the *ecryptfs_crypt_stat* structure include:

- Setting various flags, such as *ECRYPTFS_ENCRYPTED*.
- Writing the inode file encryption key.
- Writing the cipher name.
- Writing the root initialization vector.
- Writing the HMAC tree.
- Filling in the array of authentication token signatures for the authentication tokens associated with the inode.
- Setting the number of header pages.

eCryptfs later uses this information when performing VFS operations.

When eCryptfs is opening a file that does not yet exist, it initializes the *ecryptfs_crypt_stat* structure according to the mount-wide policy. eCryptfs uses this information to generate and write the file header prior to any further VFS operations:

- The file is encrypted.
- The selected cipher.
- The root IV is randomly generated.
- The only authentication token associated with the file is the mount-wide passphrase or public keypair specified at mount time.
- The HMAC tree and HMAC signature (if enabled at mount).
- The header size, which is equal to the kernel's configured page size or 8192 bytes, whichever is greater.

Once the *ecryptfs_crypt_stat* structure is filled in, eCryptfs initializes the kernel crypto API cryptographic context for the inode. By default, the cryptographic context is initialized in CBC mode and is used in all subsequent page reads and writes.

3.2.3 Page Read

Reads can only occur on an open file, and a file can only be opened if an applicable authentication token exists in the user's eCryptfs keyring at the time that the VFS syscall that effectively opens the file takes place.

On a page read, the eCryptfs page index is interpolated into the corresponding lower page index, taking into account the header pages and any HMAC pages that may exist in the file (Section 4.3 details the lower file format). eCryptfs derives the initialization vector for the given page index by concatenating the ASCII text representation of the page offset to the root initialization vector bytes for the inode and taking the MD5 sum of that string.

eCryptfs then reads in the encrypted page from the lower file and decrypts the page. eCryptfs first sets up the cryptographic structures to perform the decryption. It then makes the call to the kernel crypto API to perform the decryption for the page. This decrypted page is what gets returned via the VFS syscall to the userspace application that made the request.

If the file header contained an HMAC data packet at the time that the file was opened, eCryptfs verifies the HMAC for that page prior to returning the data. If the calculated HMAC value does not match the stored HMAC value, eCryptfs returns a -EIO from the VFS page read call. Section ?? covers the HMAC processes in more detail.

3.2.4 Page Write

On a page write, eCryptfs performs a similar set of operations that occur on a page read (see Section 3.2.3), only the data is encrypted rather than decrypted. The lower index is interpolated, the initialization vector is derived, the page is encrypted with the file encryption key via the kernel crypto API, and the encrypted page is written out to the lower file.

If HMAC verification was enabled as a mount paramter, then... TODO

3.2.5 File Truncation

When a file is either truncated to a smaller size or extended to a larger size, eCryptfs determines whether any truncation needs to occur on the lower file; any truncation needed on the lower file will grow or shrink the lower file by a multiple of an entire page. eCryptfs then updates the filesize field (the first 8 bytes of the lower file) accordingly.

3.2.6 File Close

In eCryptfs releases through 0.2, eCryptfs never changes the authentication packet set in the header after it initially creates the file. When operating with HMAC verification enabled, eCryptfs maintains two root HMAC value slots in the header.

When operating with HMAC verification enabled and when writing an extent out to disk, eCryptfs first calculates all of the intermediate HMAC values in the 2nd and 1st level HMAC extents, up to the new root HMAC value. Before writing out the newly encrypted extent, eCryptfs first writes out the new HMAC value into the least recently written root HMAC slot. For efficiency reasons, eCryptfs may forestall writing the 1st and 2nd level HMAC extents out to disk with the updated values during regular data read/write operations until the file is closed.

When a file is no longer being accessed, the kernel VFS frees its associated file, dentry, and inode objects according to the standard resource deallocation process in the VFS.

4 Cryptographic Properties

4.1 Key Management

RFC 2440 (OpenPGP) heavily influences the design of eCryptfs, although deviations from the RFC are necessary to support random access in a filesystem. eCryptfs stores RFC 2440-compatible packets in the header for each file. Valid packets include Tag 3 (passphrase) and Tag 11 (literal) pairs or Tag 1 (public key) and Tag 11 (literal) pairs. Each file has a unique *file encryption key* associated with it; the file encryption key acts as a symmetric key to encrypt and

<i>Name</i>	<i>Type</i>	<i>Description</i>
lock	Semaphore	Mutex for crypt stat object
root_iv	Byte Array	The root initialization vector
iv	Byte Array	The current cached initialization vector
key	Byte Array	The file encryption key
cipher	Byte Array	Kernel crypto API cipher description string
keysig	Byte Array	Signature for authentication token associated with the inode
flags	Bit vector	Status flags (encrypted, etc.)
iv_bytes	Integer	Length of IV
num_header_pages	Integer	Number of header pages for lower file
extent_size	Integer	Number of bytes in an extent
key_size_bits	Integer	Length of file encryption key in bits
tfm	Crypto API Context	Bulk data crypto context
md5_tfm	Crypto API Context	MD5 crypto context

Figure 1: Contents of cryptographic stat structure (in kernel) for eCryptfs inode

decrypt the file contents³. eCryptfs generates that file encryption key via the Linux kernel *get_random_bytes()* function call at the time that a file is created. The length of the file encryption key is dependent upon the cipher being used. By default, eCryptfs selects AES-128; the user can select any cipher supported by the kernel crypto API.

Active eCryptfs inodes contain cryptographic contexts, with one unique context per unique inode. This context exists in a data structure that contains such things as the file encryption key, the cipher name, the root initialization vector, signatures of authentication tokens associated with the inode, various flags indicating inode cryptographic properties, pointers to crypto API structs, and so forth. The *ecryptfs_crypt_stat* struct definition is in the *ecryptfs_kernel.h* header file and is comprised of the elements in Figure 1.

For each authentication token specified by the policy, the file encryption key (as returned from *get_random_bytes()*) is encrypted by the key associated with the authentication token and stored in the first extent of the *lower* (encrypted) file. For releases 0.1 and 0.2 of eCryptfs only one authentication token is supported: the mount-wide policy. The key used to encrypt the file encryption key, that is the key associated with the authentication token, is called the file key encryption key.

The type of the authentication token indicates the encryption mechanism for

³Note that the *file encryption key* is analogous to the *session key* referenced in RFC 2440

that key. eCryptfs 0.2 supports two types of authentication tokens: passphrase authentication tokens (section 4.1.1), and public key authentication tokens (section 4.1.2). All authentication tokens are generated by the eCryptfs mount helper and inserted into the user's eCryptfs keyring (a component of the Linux kernel keyring service), prior to mounting eCryptfs.

When eCryptfs opens an encrypted file, it attempts to match the authentication token contained in the header of the file against the instantiated authentication token for the mount point. If the authentication token for the mount point matches the authentication token in the header of the file, then it uses that instantiated authentication token to decrypt the file encryption key that is used to encrypt and decrypt the file contents on page write and read operations.

4.1.1 Passphrase Authentication Tokens

The file key encryption key associated with a passphrase authentication token is the result of a conversion of the passphrase into a key. This conversion follows the S2K process as described in RFC 2440, in that the passphrase is concatenated with a salt; that data block is then iteratively MD5-hashed 65,536 times to generate the key that encrypts the file encryption key. The signature for this type of token is the 16-byte hexadecimal character representation of the first 8 bytes of the MD5 sum of the file key encryption key.

4.1.2 Public Key Authentication Tokens

Public key authentication tokens store the public key and a “hint” about the PKI where the key can be found. The public/private key pair is used to encrypt and decrypt the file encryption key. The signature for this type of token is the MD5 hash of the public key; the public key is used to ensure that the authentication token (and therefore the file) is not linked to a specific PKI. However, in order to facilitate reasonable search times for the key pair, a hint is stored in the authentication token about where the key was last known to be.

eCryptfs may have access to any number of Public Key Infrastructures (PKI) via a pluggable module interface. Keys in individual PKI systems generally have unique identifiers within those PKI systems. The OpenSSL-specific key identifier is the path to a file on disk containing an RSA public/private keypair. The GnuPG-specific key identifier is the 8-digit hexadecimal key id.

4.2 Cryptographic Confidentiality Enforcement

eCryptfs enforces the confidentiality of the data that is outside the control of the host operating environment by encrypting the contents of the file objects containing the data. eCryptfs utilizes the Linux kernel cryptographic API to perform the encryption and decryption of the contents of its files over subregions known as *extents*.

The length of each extent is fixed to 4096 bytes - eCryptfs requires its host Linux kernel to be configured with its page size of at least extent size; this

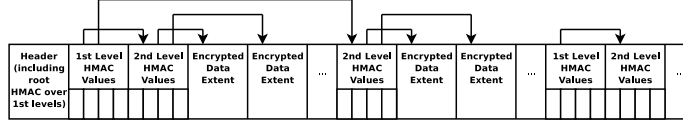


Figure 2: File format with HMAC verification enabled.

ensures that a page is collection of extents. Each file encrypted by eCryptfs contains a header with a size of either the host kernel’s page size, or of two extents (8192 bytes), which ever is larger. This requirement for the header size being 8192 bytes at a minimum is to ensure page alignment when transitioning a file between a 4k page size system and 8k page size system.

eCryptfs operates most efficiently when there is page alignment between eCryptfs and the lower file system. Page alignment is the state where a page of data in eCryptfs correlates a single page containing the appropriate extents in the lower file system. Should page alignment be disrupted, eCryptfs transparently maps the page indices and offsets between the eCryptfs file and the lower file on read and write operations.

Each extent is independently encrypted. eCryptfs derives the initialization vector (IV) for each extent from a *root initialization vector* that is unique for each file. eCryptfs offers an HMAC verification policy option, which can be enabled via a mount parameter. This enablement causes eCryptfs to associate the HMAC verification policy with any new files that are created; if the option is not enabled, HMAC verification is ignored. Files previously created maintain their own policy, and are unaffected by this mount option.

eCryptfs calculates HMAC values over a fixed number L of extents and stores those values in headers preceeding the groups of extents; these are the the 2nd level HMAC headers. eCryptfs also calculates HMAC values over the 2nd level HMAC headers and stores them in the 1st level HMAC headers. Finally, eCryptfs calculates a root HMAC value over all of the 1st level HMAC extents and stores that root HMAC value in the header. eCryptfs stores x HMAC values per HMAC header, where $x = \frac{HMACheader\ size}{HMACvalue\ size}$. The HMAC header size is the same as the eCryptfs header size, 8192 bytes or kernel page size, which ever is larger. The 2nd level HMAC headers are followed by $x * L$ extents of file data content; the set of all of the 2nd level HMAC headers followed by data extents for any given 1st level HMAC header is known as an *HMAC group*. The 1st level HMAC header precede the first 2nd level HMAC header in each HMAC group. Figure 2 illustrates the file format with HMAC verification enabled.

Figure 3 gives a tree representation of the HMAC structure.

When a data extent is written, eCryptfs must update the appropriate HMAC values in order to maintain consistency. On write, each HMAC node lying on the path from the root HMAC to the 2nd level HMAC for the modified extent must be regenerated. Figure 4 illustrates this operation.

When eCryptfs initially opens an eCryptfs file, it first validates all of the

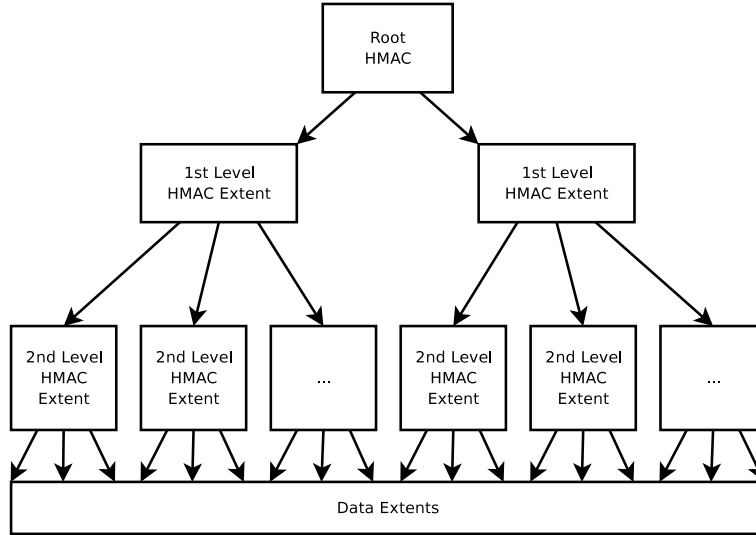


Figure 3: Simplified HMAC tree. Each 1st and 2nd level HMAC node contains one 4096-byte extent worth of HMAC values.

1st level HMAC extents in the file against the root HMAC value in the header. On subsequent reads, eCryptfs validates each extent against the corresponding HMAC value in the 2nd level HMAC extent, and then eCryptfs validates the 2nd level HMAC extent against the corresponding HMAC value in the previously-validated 1st level HMAC extent.

4.3 File Format

The packet set consists of a combination of the following packets:

- Tag 1 followed by either 1 or 2 Tag 11 identifiers
- Tag 3 followed by a single Tag 11 identifier
- Tag 11 containing HMAC data
- Tag 2 containing digital signature on root HMAC

The Tag 1 and Tag 3 packets store the encrypted file encryption key and adhere to the specification given in RFC 2440. In release 0.2, eCryptfs will only generate either a Tag 1 packet or a Tag 3 packet, depending on the mount options. The Tag 11 root HMAC packet is optional, based on a mount parameter to enable integrity verification. A Tag 2 packet can only follow a Tag 11 root HMAC packet. By default, Tag 2 packets are generated whenever Tag 11 packets are generated, unless explicitly disabled by a mount parameter.

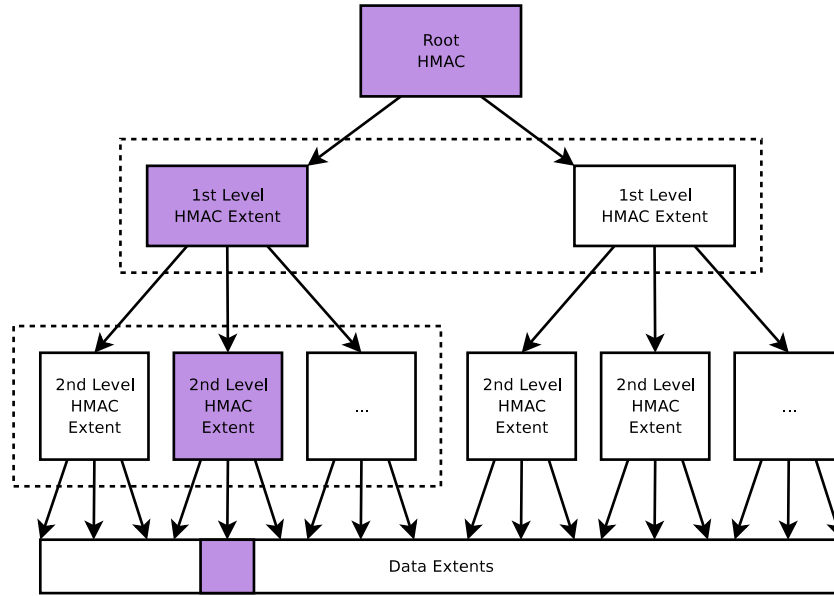


Figure 4: HMAC update. When a single data extent is modified, eCryptfs recalculates the corresponding HMAC value in the 2nd level HMAC extent. The 1st level HMAC extent covering that 2nd level HMAC extent is also recalculated. Finally, the root RHMC is recalculated across all of the 1st level HMAC extents. If HMAC values occupy 16 bytes each and if each 2nd level HMAC value covers a single data extent, then there will be one 1st level HMAC extent for every 256 megabytes of data in any given file.

The first 26 bytes consist of the file size, the eCryptfs marker, a set of status flags, and header extent size information. From byte 26 on, only RFC 2440-compliant packets are valid. All values more than a single byte are written out in network byte order.

Format version: 2

HMAC disabled:

Header Extent:

Octets 0-7:	Unencrypted file size
Octets 8-15:	eCryptfs special marker
Octets 16-19:	Flags
Octet 16:	File format version number (between 0 and 255)
Octets 17-18:	Reserved
Octet 19:	Bit 1 (lsb): HMAC? (=0)
	Bit 2: Encrypted?
	Bits 3-8: Reserved
Octets 20-23:	Header extent size
Octets 24-25:	Number of header extents at front of file
Octet 26:	Begin RFC 2440 authentication token packet set
	(Size is 8192 octets or page size of host one which file was created, whichever is greater)

Data Extent 0:

```

    Lower data (CBC encrypted)
Data Extent 1:
    Lower data (CBC encrypted)
...

HMAC enabled:
Header Extent:
    As above; packet set includes Tag 11 root HMAC
HMAC Level 1 Header [new HMAC group]
    Covers ((header extent size / HMAC value size) = N) HMAC Level 2 headers
HMAC Level 2 Header
    Covers N*L Data extents, where L is the number of extents per HMAC value
Data Extent 0:
    Lower data (CBC encrypted)
Data Extent 1:
    Lower data (CBC encrypted)
...
HMAC Level 2 Header
Data Extent N*L
Data Extent N*L+1
...
HMAC Level 2 Header
Data Extent 2N*L
Data Extent 2N*L+1
...
HMAC Level 1 Header [new HMAC group]
HMAC Level 2 Header
Data Extent N*N*L
Data Extent N*N*L+1
...

```

In the RFC 2440 packet set, each Tag 3 (passphrase) packet is immediately followed by a Tag 11 (literal) packet containing the identifier for the passphrase in the Tag 3 packet. This identifier is formed by hashing the key that is generated from the passphrase in the String-to-Key (S2K) operation.

Each Tag 1 (public key) packet is immediately followed by a Tag 11 (literal) packet containing the global key identifier. Optionally, one additional Tag 11 packet containing a “hint” string may follow. The format of the hint string is *pki_id:hint*, where *pki_id* is a unique PKI module identifier and *hint* contains a suggestion to the PKI how the key may be found.

4.3.1 Marker

The eCryptfs marker for each file is formed by generating a 32-bit random number (X) and writing it immediately after the 8-byte file size at the head of the lower file. The hexadecimal value⁴ *0x3c81b7f5* is XOR’d with the random value ($Y = 0x3c81b7f5 \otimes X$), and the result is written immediately after the random number.

4.4 Kernel-userspace Communication Protocol

The kernel code sends requests to the userspace code to perform public key operations. The protocol for this communication is patterned after RFC 2440 packets that are written to each file header (see Section 4 of RFC 2440).

⁴This value is arbitrary.

```

Public Key Decryption Request (tag 64)
  Content tag (64) (1 octet)
  Global key identifier size (1, 2, or 5 octets)
  Global key identifier
  Encrypted file encryption key size (1, 2, or 5 octets)
  Encrypted file encryption key

Public Key Decryption Reply (tag 65)
  Content tag (65) (1 octet)
  Status indicator: Zero on success, non-zero on error (1 octet)
  If status is zero:
    File encryption key size (1, 2, or 5 octets)
    File encryption key

Public Key Encryption Request (tag 66)
  Content tag (66) (1 octet)
  Global key identifier size (1, 2, or 5 octets)
  Global key identifier
  File encryption key size (1, 2, or 5 octets)
  File encryption key

Public Key Encryption Reply (tag 67)
  Content tag (67) (1 octet)
  Status indicator: Zero on success, non-zero on error (1 octet)
  If status is zero:
    Encrypted file encryption key size (1, 2, or 5 octets)
    Encrypted file encryption key

```

The global key identifier is a string used as the “signature” of the authentication token key object in the keyring. This authentication token object contains additional information necessary for the userspace code to complete the operation.

eCryptfs manages a netlink socket between the kernel module and the userspace daemon. When the kernel would like to request a public key operation from the userspace daemon on a file open event, the kernel module allocates from a pool of free netlink message context objects. It then constructs the request packet and sends it down to the userspace daemon, after which the process calls the scheduler. The daemon wakes up and parses the message, directing the request to the appropriate PKI module. Once the request has been processed, the daemon sends a reply packet via the netlink socket. A kernel thread receives the reply, associates the received packet with its netlink message context object, and wakes up the process that originally sent the request out to userspace. The process parses the received packet from the netlink message and continues with the file open operation.

4.5 Deployment Considerations

eCryptfs is concerned with protecting the confidentiality of data on secondary storage that is outside the control of a trusted host environment. eCryptfs operates on the VFS layer, and so it will not encrypt data written to the swap secondary storage. It is recommended that the user employ dm-crypt⁵ to encrypt the swap space on a machine where sensitive data may be loaded into memory at some point.

⁵See <http://www.saout.de/misc/dm-crypt/>

Selection of a passphrase should follow standard strong passphrase practices. eCryptfs ships with various helper applications in the `misc/` directory; use whatever tools are convenient for you to generate a strong passphrase string. The user should store the string in a secure place and use that as the passphrase when prompted.

4.6 Cryptographic Summary

The key design components for eCryptfs release 0.2 are:

- Header page contains plaintext file size, eCryptfs marker, version, flags, header metadata, and RFC 2440 packets.
- Either a mount-wide passphrase authentication token or a mount-wide public key authentication token is stored in the user's eCryptfs keyring.
- Each file has a unique randomly-generated file encryption key. The file encryption key is encrypted and stored in the file header as a Tag 3 packet or as a Tag 1 packet as defined by RFC 2440.
- The passphrase authentication token identifier, which is stored in the Tag 11 packet following the Tag 3 packet, is formed by taking the hash of the key that encrypts the file encryption key. The public key authentication token identifier is the MD5 hash of the public component of the public/private keypair.
 - When using a passphrase authentication token, the key that encrypts the file encryption key is generated according to the S2K mechanism described in RFC 2440.
- The public key authentication token identifier is the MD5 hash of the public exponent of the public/private keypair.
- Data extents, 4096 bytes in length, are encrypted with the selected cipher (CBC mode by default).
- Each file's root initialization vector is the MD5 sum of the file encryption key for the file.
- The initialization vector for each extent is generated by concatenating the root IV and the ASCII representation of the extent index and taking the MD5 sum of that string.

References

- [1] J. Callas, L. Donnerhake, H. Finney, R. Thayer, "OpenPGP Message Format," RFC 2440, Internet Engineering Task Force, Network Working Group, Nov. 1998, <http://www.ietf.org/rfc/rfc2440.txt>; accessed March 13, 2006.

- [2] E. Zadok, I. Badulescu, and A. Shender. Cryptfs: A Stackable Vnode Level Encryption File System. Technical Report CUCS-021-98. Computer Science Department, Columbia University, 1998.
- [3] E. Zadok and J. Nieh. FiST: A Language for Stackable File Systems. To appear in USENIX Conf. Proc., June 2000.